



2015 MSB WEBSITE STYLE GUIDE

MATANUSKA-SUSITNA BOROUGH

350 E. Dahlia Ave. Palmer, AK 99645

Version 1 – April 2015



CONTENTS

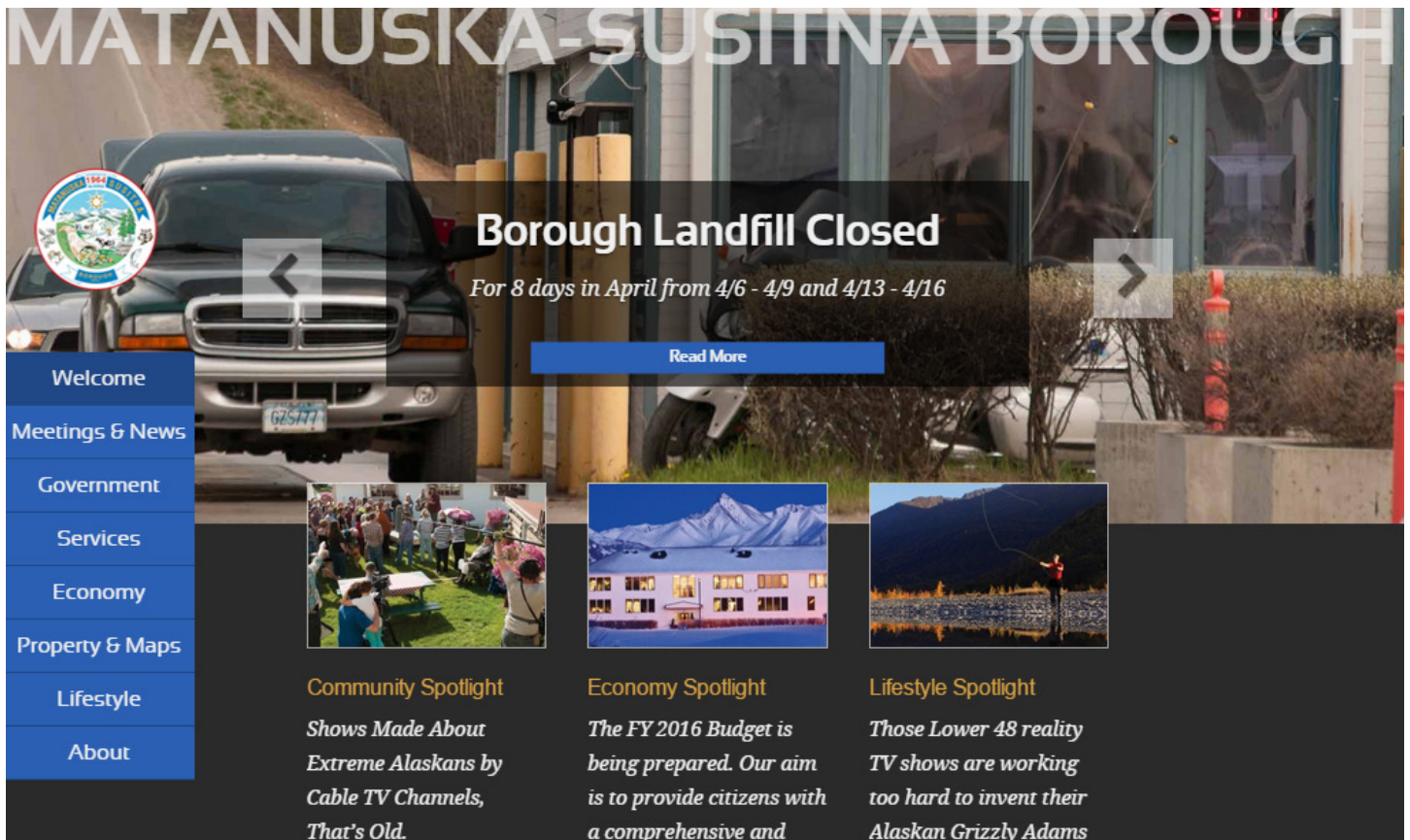
1. BUILDING TRUST	4
2. BRAND IDENTITY	6
Unified Web Presence	7
3. HOMEPAGE	8
Homepage Layout	9
4. SITE STRUCTURE	10
Header Menu and Footer Menu	11
Drop-down Menu	11
5. RESPONSIVE DESIGN	12
Mobile Navigation	13
6. INNER PAGE LAYOUTS	14
Spotlights	14
Featured Pages	15
List Pages	15
Standard Content Pages	15
7. TYPOGRAPHY	16
Inner Page Headers and Body Copy	17
Inner Page Menu Typography	18
Homepage Typography	20
8. COLOR PALETTE	22
Base Colors	23
Specialty Colors	24
9. INTERFACE ELEMENTS	26
Related Content Components	27
Alerts	28
Form Controls	29
10. GRAPHICS	30
MSB Seal	31
MSB Icons	32
Other Graphics	33
11. PHOTOS AND VIDEOS	34
Photos	35
Videos	35

1. BUILDING TRUST

The Matanuska-Susitna Borough website is one of the primary mediums for interfacing with the public and aids in the building of trust. It is a conduit for information available to the public 24 hours a day, 365 days a year.

Mission: *To establish and maintain the framework for an informative and user-friendly web presence.*

Vision: *To provide structure through web governance, allowing web authors to develop functional and appealing online content.*



<http://www.matsugov.us/>

The purpose of this style guide is to provide guidelines to anyone providing content for the public-facing website or developing related websites. Included is guidance on branding, navigation, page layout, typography, color palette, and other details that will ensure that the Borough’s online presence is consistent, functional, and appealing.

2. BRAND IDENTITY

To be fully effective, the Borough must raise awareness of our programs and services with citizens and stakeholders and branding is crucial to these efforts.

Whether it's an outreach effort to educate citizens or an effort to improve a service, the Borough is always trying to engage with the public in ways that build trust and increase involvement.

Branding helps us accomplish our mission and goals with increased recognition, improved internal processes to support the external brand, and cost-savings from having an established look-and-feel for all communication outputs.

The website is an important reflection of the organization as a whole. As more and more people use the web for conducting business, it is essential that the site maintain consistent branding to ensure a unified web presence.

UNIFIED WEB PRESENCE

The 2015 MSB Website has implemented a new information architecture and branding approach to support a unified web presence. These improvements include:

- A magazine type format on the homepage that spotlights important Borough information in a compelling way
- A restructured navigation approach that strives to improve usability through a limited number of categories: *Government, Services, Economy, Property & Maps, and Lifestyle*
- Consistent layout of pages with the ability to relate content in a meaningful way through the use of specialized templates (public notices, press releases, projects, plans, spotlights, forms etc.)
- Contemporary and eye-catching design that promotes an approachable and friendly tone through the use of large, meaningful photos and unique imagery
- Fonts specifically designed for online use
- Responsive design that scales on all devices

3. HOMEPAGE

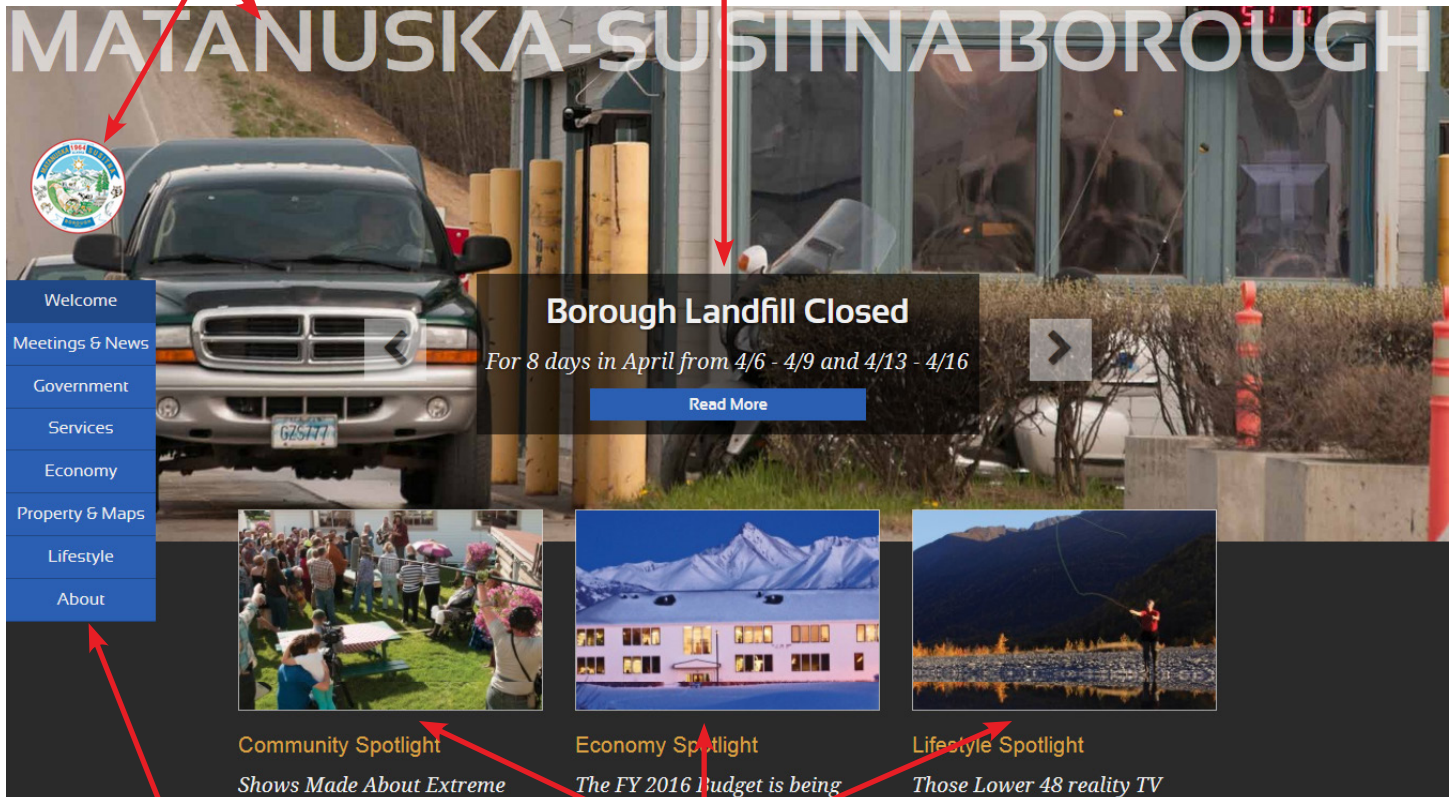
The web storytelling effort is aimed at convincing the principals of engineering firms, the General Managers of professional and industrial businesses, and others that the Mat-Su Valley is an ideal home for satisfied employees and their company offices and headquarters. The homepage layout includes the following:

- **Branding Elements**
- **Important Announcements**
- **Spotlights**
- **Jump Menu:**
 - » Welcome
 - » Meetings & News
 - » Government
 - » Services
 - » Economy
 - » Property & Maps
 - » Lifestyle
 - » About
 - » Search

HOMEPAGE LAYOUT

Branding Elements
The title and seal

Important Announcements
Includes an eye-catching photo and message front and center



Jump Menu
Moves with the user as they scroll down this one-page display

Spotlights
Highlights interesting community, economic, and lifestyle stories

4. SITE STRUCTURE

Information is structured to make it easier for the public to find what they need. Information is located under the following categories: *Government, Services, Economy, Property & Maps, Lifestyle, and About*. Site structure includes:

- **Header**
 - » Main Menu
 - » Search
 - » Social Media Icons
- **Drop-down Menu**
 - » Sub-Category Headings and Links
 - » Category Landing Page Link
 - » Featured Spotlight Link
 - » View All Links
- **Footer Menu**
 - » Contact Us
 - » Join Us
 - » Follow Us (Social Media Icons repeated)
- **Copyright**

HEADER MENU AND FOOTER MENU

Main Menu

Drop-down Menu

Social Media Icons

Property & Maps

Alaska's Fastest Growing Area

Footer Menu

Social Media Icons

CONTACT US
Contacts

JOIN US
Job Opportunities
Access Employee Webmail
Internal Job Opportunities

FOLLOW US

© 2015 Matanuska-Susitna Borough | 350 E. Dahlia Ave. Palmer, AK 99645
(907) 861-7801 | Main Borough Building Hours: Mon - Fri 8 A.M. - 5 P.M.

Copyright

DROP-DOWN MENU

Sub-Category Headers

Category Landing Page

Featured Spotlight

View All Link

Sub-Category Links

PROPERTY & MAPS

myProperty
Parcel Viewer
Interactive Mapping Services

FLOOD INFO

Flood Plain Development Info

PUBLISHED MAPS

Assembly Districts
Community Councils
Flood Zone Maps
Fire Service Areas (FSA)
Road Service Area Maps
[All PDF Maps](#)

PLATTING

Platting

GIS INFORMATION

LiDAR
Imagery
Shapefiles
Order GIS Data
GIS Downloads

LAND MANAGEMENT

Land Sales
Resource Sales

ENVIRONMENT

Air Quality
Fish
Rain Gardens
Stormwater
Lakes
Wetlands

Mat-Su Basin Salmon Habitat Partnership
Rain Gardens
Stormwater
Volunteer Lake Monitoring Program
Water Bodies and Wetlands
Wetlands Map Viewer

5. RESPONSIVE DESIGN

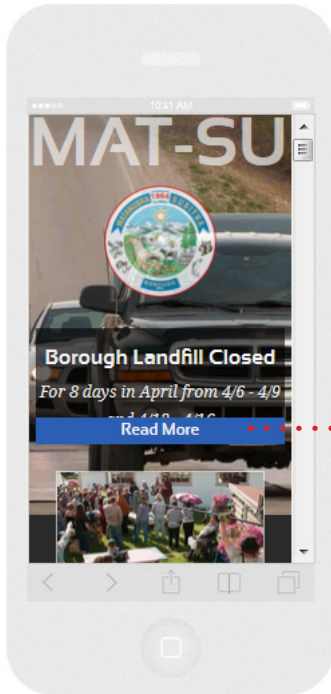
Responsive layout allows the page layout and information to be automatically scaled, reordered, and optimized for mobile devices.

The 2015 MSB website is created in the Joomla content management system, and is based on Bootstrap, a sleek, intuitive, and powerful mobile first front-end framework for faster and easier web development. Page layouts are based on the 12-column Bootstrap Grid:

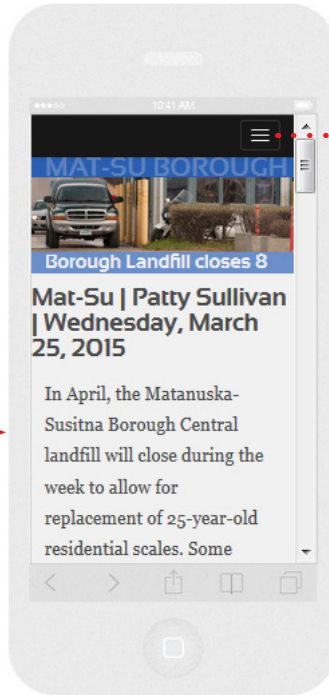
.col-md-1	.col-md-1	.col-md-1	.col-md-1	.col-md-1	.col-md-1	.col-md-1	.col-md-1	.col-md-1	.col-md-1	.col-md-1	.col-md-1
-----------	-----------	-----------	-----------	-----------	-----------	-----------	-----------	-----------	-----------	-----------	-----------

Whether using a smartphone or other mobile device, end users can access all the same information as is presented on the desktop.

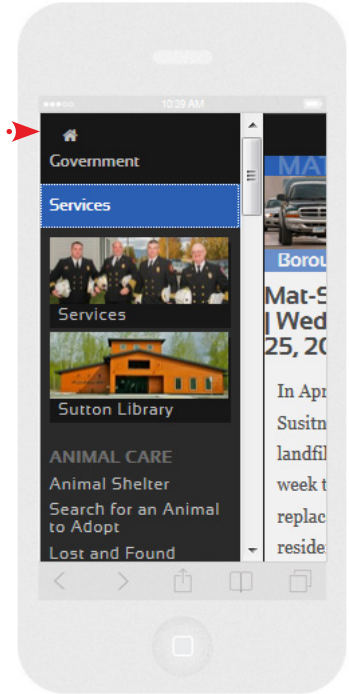
MOBILE NAVIGATION



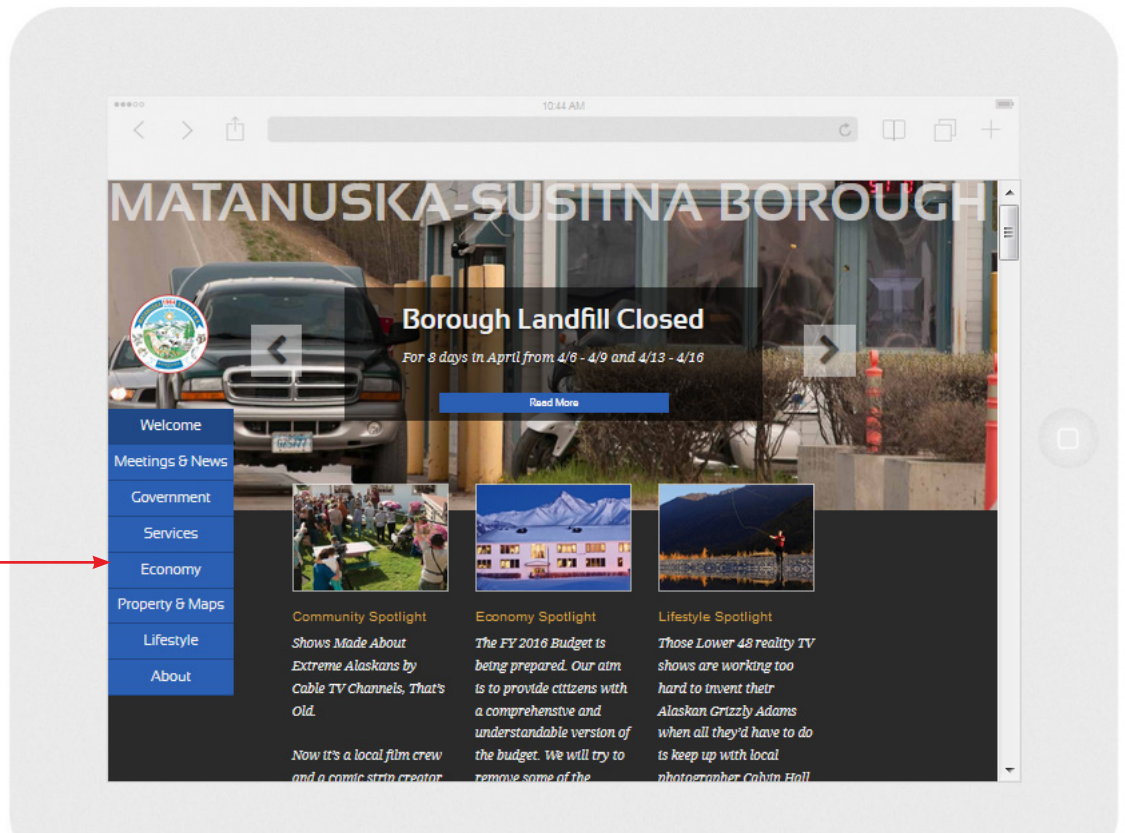
Homepage on Phones
End users can access inner pages by clicking on any button or link on the homepage



Accessing Inner Pages
End users can access the main menu and mega menu by clicking the icon in the upper right corner



Mobile Menu
Mega menu items may be expanded and collapsed



Bookmark Menu
Appears on tablets, but is removed on smaller devices

Homepage on Tablets

6. INNER PAGE LAYOUTS

SPOTLIGHTS

Spotlight pages are long parallax scrolling pages featuring web storytelling through the use of large background photos, content photos, videos, and engaging text.

All spotlights are created by the MSB Public Relations department.

Please see the Photos and Video section of this style guide for formats and usage guidelines.



FEATURED PAGES

Featured pages consist of a full-width, background photo followed by content. Examples include:

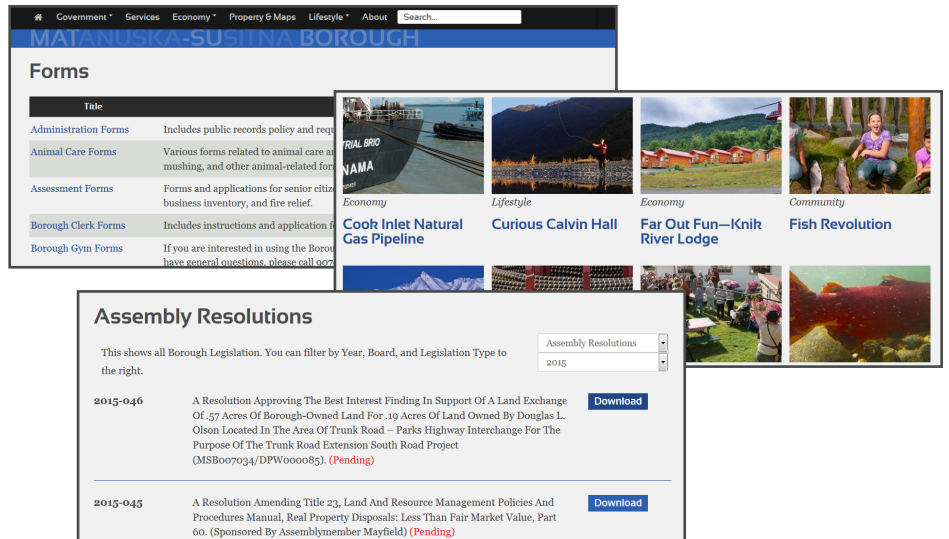
- **Spotlights**
- **Landing pages**
- **Press Releases**
- **Plans and Programs**
- **Outreach**



LIST PAGES

List pages consist of:

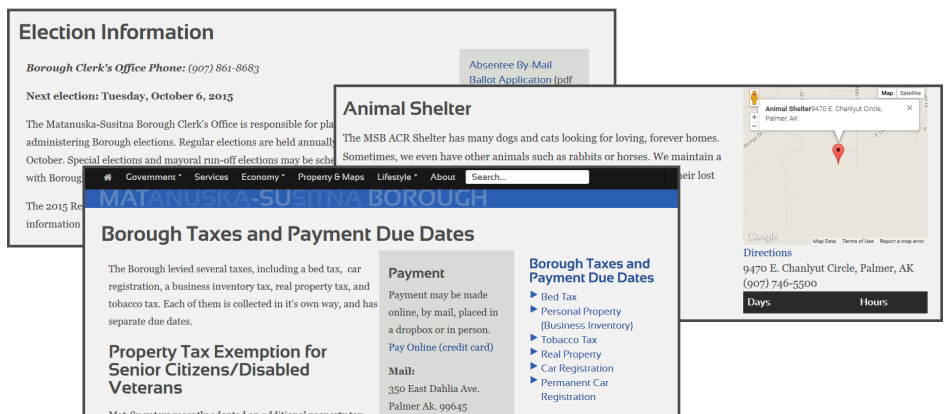
- **Form lists**
- **Image galleries**
- **Download button lists**



STANDARD CONTENT PAGES

Standard content pages consist of:

- **9-col + 3-col**
- **8-col + 4-col**
- **6-col + 3-col + 3-col**
- **3-col + 6-col + 3-col**



7. TYPOGRAPHY

Font Color for all headings
and body copy:

CMYK 71 / 64 / 64 / 66
RGB 42 / 42 / 42
HEX #2a2a2a

Body Copy Line Height: 1.42857

Sansation font family was selected for headings and links, because it matches the font used on signs in the Borough building and provides continuity in branding.



Droid Serif font family was selected for the body copy, because it was designed for improved legibility on mobile devices and provides an appealing contrast to the Sansation font.



INNER PAGE HEADERS AND BODY COPY

h1 Sansation Bold 48px

When h1 is used on a Landing Page, Spotlight, Press Release, or other page featuring a large background photo, it appears on a transparent blue background band overlaying the bottom portion of the photo with the following specifications:

HEX: #f1f1f1
background-color: rgba (43, 95, 179, 0.7)

h1 Sansation Bold 48px

h2 Sansation Bold 42px

h3 Sansation Bold 36px

h4 Sansation Bold 28px

h5 Droid Serif Bold 24px

Body Droid Serif Regular 20px

Caption Droid Serif Italic 18px

Blockquote Droid Serif Italic 22px

background-color: #d9dbd6

INNER PAGE MENU TYPOGRAPHY

Sansation should be used for all links including those that appear in panels and wells. The only time a link would not use Sansation, is when the link appears within body copy where it would then be Droid Serif to match the body copy.

HEADER AND MAIN MENU

Main Nav Links
font-family: sansationbold
font-size: 18px
color: #c2c2c2
text-decoration: none
background-color: #171717



Branding Title Part 1
Used for letters:
MAT-SU BOROUGH

font-family: sansationbold
font-size: 40px
color: #5F84BE;
background-color: #2b5fb3

Branding Title Part 2
Used for letters:
ANUSKA SITNA

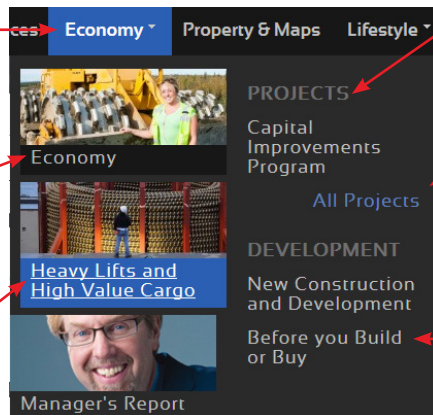
font-family: sansationbold
font-size: 40px
color: #406EB8;
background-color: #2b5fb3

DROP-DOWN MENU

Hover and Active Tabs
color: #ffffff
background-color: #2b5fb3

Landing Pages and Spotlight Links
font-family: sansationregular
font-size: 18px
color: #c2c2c2
background-color: #171717

Hover
color: #ffffff
background-color: #2b5fb3



Sub-Category Headers
font-family: sansationbold
font-size: 18px
text-transform: uppercase
color: #717171
background-color: #2a2a2a

All Links
font-family: sansationregular
font-size: 16px
color: #5f84be
text-decoration: underline

Hover
color: #ffffff
text-decoration: underline

Sub-Category Links
font-family: sansationregular
font-size: 16px
color: #c2c2c2

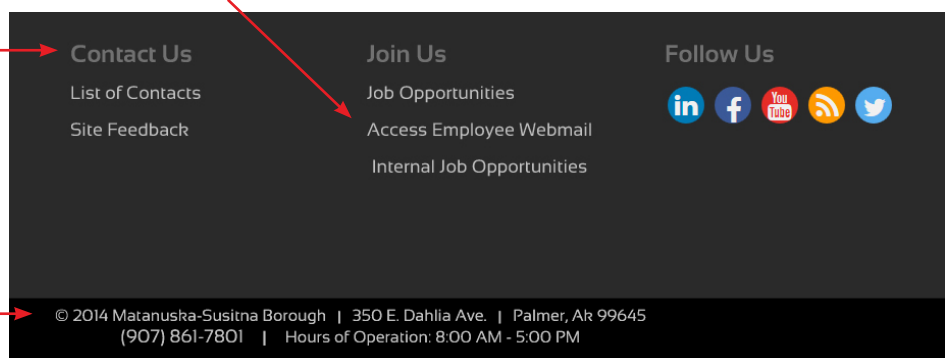
Hover
color: #ffffff
text-decoration: underline

Footer Links
font-family: sansationregular
font-size: 16px
color: #c2c2c2
background-color: #2a2a2a
text-decoration: underline

FOOTER MENU

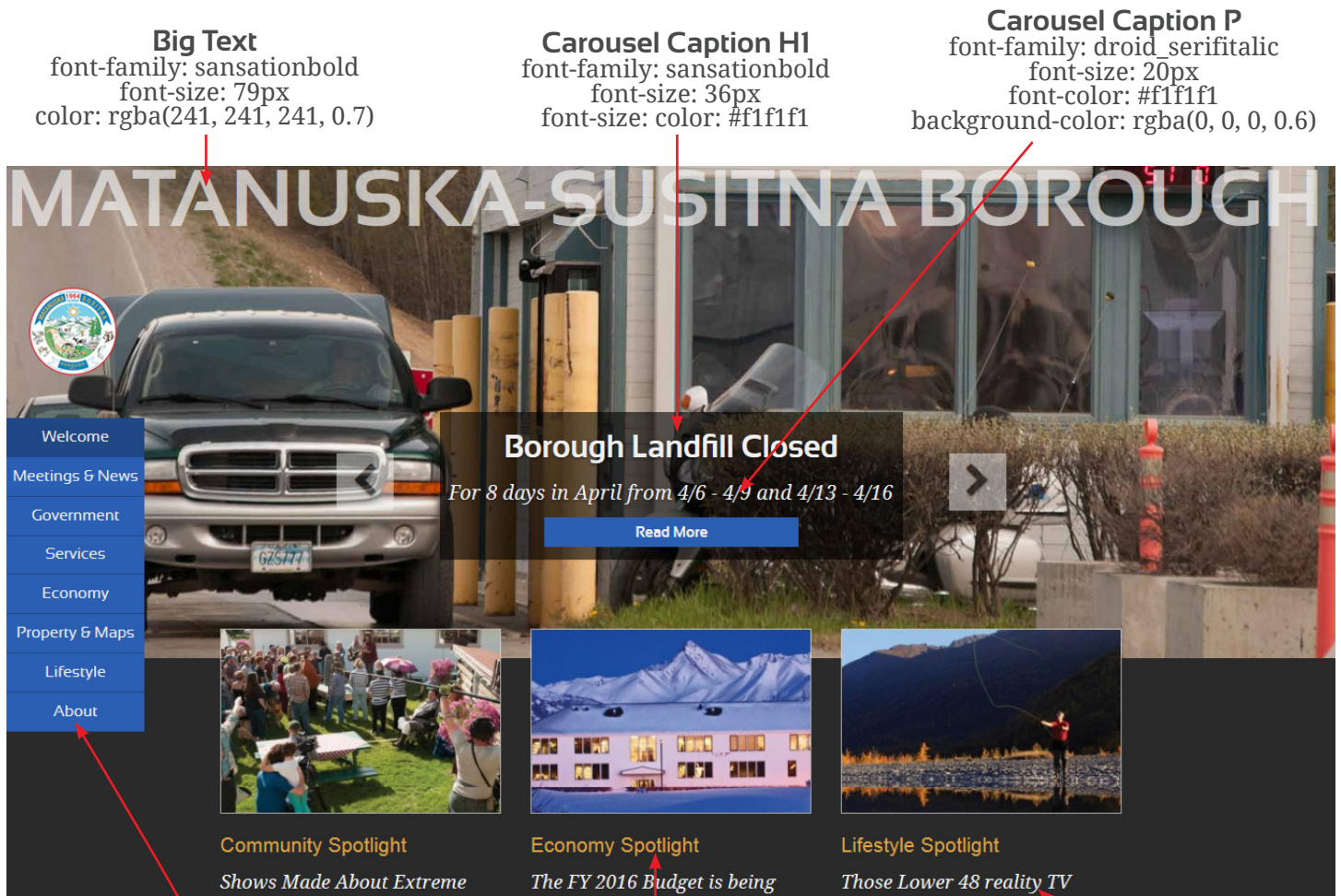
Footer Section Headers
font-family: sansationbold
font-size: 18px
text-transform: uppercase
color: #717171
background-color: #2a2a2a

Copyright
font-family: sansationregular
font-size: 16px
color: #999999
background-color: #171717



HOMEPAGE TYPOGRAPHY

Font sizes and font colors differ somewhat from the inner pages in order to complement and bring attention to the page elements and styling of the homepage.



Big Text

font-family: sansationbold
font-size: 79px
color: rgba(241, 241, 241, 0.7)

Carousel Caption H1

font-family: sansationbold
font-size: 36px
font-size: color: #f1f1f1

Carousel Caption P

font-family: droid_serifitalic
font-size: 20px
font-color: #f1f1f1
background-color: rgba(0, 0, 0, 0.6)

Jump Menu Links

font-family: sansationbold
font-size: 18px
color: #f1f1f1
text-decoration: none
background-color: #2b5fb3

Hover:

color: #ffffff
background-color: #3F6CB5

Selected:

color: #ffffff
background-color: #204785

Spotlight H3

font-family: sansationbold
font-size: 24px
color: #dca445

Hover:

color: #ecce9b

Image Hover:

opacity: 0.7;
border: 1px solid #ecce9b

Spotlight P

font-family: droid_serifitalic
font-size: 20px
color: #f1f1f1

Snapshot H2

font-family: sansationbold
font-size: 30px
color: #f1f1f1
background-color: #204785

Snapshot P

font-family: sansationbold
font-size: 18px
color: #f1f1f1
background-color: #204785

Group Title

font-family: sansationbold
font-size: 16px
color: #f1f1f1
background-color: #2a2a2a
text-transform: uppercase

Links

font-family: sansationregular
font-size: 18px
color: #2b5fb3
background-color: #f1f1f1

Hover

color: #23527C;
text-decoration: underline



Snapshot Links

font-family: sansationregular
font-size: 18px
color: #dcA445

Hover:

color: #ecce9b
text-decoration: underline

Selected Tab

font-size: 14px
color: #2a2a2a
background-color: #f1f1f1

Tabs

font-family: sansationbold
color: #2a2a2a
background-color: #d8dbd6

Hover

color: #ffffff
background-color: #2b5fb3

Section H1

font-family: sansationbold
font-size: 68px
color: #2a2a2a
text-transform: uppercase

Section H2

font-family: sansationbold
font-size: 30px
color: #2a2a2a
text-transform: uppercase



Linked Headers

font-family: sansationregular
font-size: 24px
color: #2b5fb3

Hover

color: #23527C
text-decoration: underline

Section P

font-family: droidregular
font-size: 20px
color: #2a2a2a




8. COLOR PALETTE

Traditionally, blue, gray, and white have been used by the Borough for web design projects. The 2015 MSB Website follows this tradition with some variations and new colors added for department icons.

The use of a defined color palette is important to the consistency of branding and helps end users identify and recognize that they are viewing a Borough sanctioned website.

All future websites related to the Borough should follow these website color palette standards.

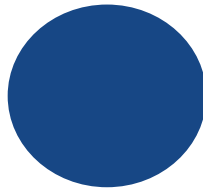
BASE COLORS



MSB Blue

Branding Bar, Active Navigation Tabs, Links and Buttons


CMYK 87 / 67 / 0 / 0
RGB 43 / 95 / 179
HEX #2b5fb3



MSB Dark Blue

Selected Navigation Tabs and Background Columns on Homepage


CMYK 98 / 82 / 19 / 5
RGB 32 / 71 / 133
HEX #204785



MSB Black

Navigation Bar and Sub-Footer Background


CMYK 73 / 67 / 65 / 80
RGB 23 / 23 / 23
HEX #171717



MSB Dark Gray

Mega Menu and Footer Background

CMYK 71 / 64 / 64 / 66
RGB 42 / 42 / 42
HEX #2a2a2a



MSB Medium Gray

Navigation and Footer Links

CMYK 24 / 19 / 19 / 0
RGB 194 / 194 / 194
HEX #c2c2c2



MSB Light Gray

Panel, Well, Blockquote, No Results message Alt Row

CMYK 14 / 9 / 13 / 0
RGB 217 / 219 / 214
HEX #d9dbd6



MSB White


Content Background and Selected Navigation Tab Links

CMYK 4 / 3 / 3 / 0
RGB 241 / 241 / 241
HEX #f1f1f1

EXTENDED PALETTE

Aditional colors may be required from **tiem to time**. This shows the preferred colors for additional items, alerts, button highlights, etc.

			MSB Blue	MSB Dark Blue		
#adcfec	#659ad1	#5a82bf	#2b5fb3	#204785	#1c3b68	#163157
#9ac6d6	#84bbce	#59a4bd	#338dae	#2b728b	#205568	#1a4757
#9ad3b1	#9bd198	#5bbe86	#29b24b	#238a51	#06703a	#1b5934
#d8d399	#cdc783	#beb55b	#f0c917	#9b8630	#696229	#585322
#d8999e	#cd8388	#bd5a64	#ae313b	#8b2730	#691e23	#57191e



CMYK 73 / 67 / 65 / 80
RGB 23 / 23 / 23
HEX #171717

MSB Black

CMYK 71 / 64 / 64 / 66
RGB 42 / 42 / 42
HEX #2a2a2a

MSB Dark Gray

CMYK 69 / 62 / 61 / 54
RGB 56 / 56 / 56
HEX #383838

CMYK 67 / 60 / 59 / 44
RGB 68 / 68 / 68
HEX #444444

CMYK 63 / 55 / 54 / 28
RGB 90 / 90 / 90
HEX #5a5a5a

CMYK 57 / 49 / 48 / 15
RGB 111 / 111 / 111
HEX #6f6f6f

CMYK 47 / 39 / 40 / 3
RGB 140 / 140 / 140
HEX #8c8c8c

CMYK 24 / 19 / 19 / 0
RGB 194 / 194 / 194
HEX #c2c2c2

MSB Medium Gray

CMYK 14 / 9 / 13 / 0
RGB 217 / 219 / 214
HEX #d9dbd6

MSB Light Gray

CMYK 4 / 3 / 3 / 0
RGB 241 / 241 / 241
HEX #f1f1f1

MSB White

SPECIALTY COLORS

Icons were designed to represent each department at the Borough.

A color palette was assigned to each department icon.

Divisions or related content within a department uses the color palette of their respective parent department.

Icons were also designed for special purpose use for elections, trails, and parks information. Please see the Graphics section of this style guide for more information on when it is appropriate to use icon graphics.



Admin Blue

Background

CMYK 87 / 67 / 0 / 0
RGB 32 / 71 / 133
HEX #3060ac

Dark Blue

CMYK 100 / 87 / 72 / 21
RGB 0 / 51 / 105
HEX #003369

Light Blue

CMYK 38 / 15 / 0 / 0
RGB 152 / 191 / 229
HEX #98bfe5

Skin Tone

CMYK 0 / 19 / 34 / 0
RGB 253 / 210 / 169
HEX #fdd2a9



Attorney Purple

Background

CMYK 56 / 56 / 0 / 0
RGB 125 / 118 / 182
HEX #7d76b6

Dark Purple

CMYK 86 / 86 / 48 / 30
RGB 51 / 45 / 81
HEX #332d51

Light Purple

CMYK 28 / 28 / 0 / 0
RGB 180 / 176 / 215
HEX #b4b0d7



Finance Green

Background


CMYK 78 / 0 / 100 / 0
RGB 36 / 178 / 75
HEX #24b24b

Dark Green

CMYK 90 / 31 / 100 / 21
RGB 0 / 112 / 44
HEX #00702c

Light Green

CMYK 41 / 0 / 53 / 0
RGB 155 / 208 / 151
HEX #9bd097



IT Periwinkle

Background

CMYK 51 / 24 / 100 / 4
RGB 101 / 154 / 209
HEX #659ad1

Dark Periwinkle

CMYK 91 / 72 / 40 / 28
RGB 39 / 67 / 96
HEX #274360

Light Periwinkle

CMYK 30 / 9 / 0 / 0
RGB 172 / 208 / 238
HEX #acd0ee



Clerk Magenta

Background

CMYK 13 / 89 / 12 / 0
RGB 211 / 64 / 136
HEX #d34088

Dark Magenta

CMYK 44 / 100 / 45 / 34
RGB 114 / 0 / 68
HEX #720044

Light Magenta

CMYK 87 / 67 / 0 / 0
RGB 32 / 71 / 133
HEX #3060ac



Com Dev Chartreuse

Background

CMYK 51 / 24 / 100 / 4
RGB 139 / 156 / 34
HEX #8b9c22

Dark Chartreuse

CMYK 63 / 40 / 100 / 25
RGB 92 / 106 / 14
HEX #5c6a0e

Light Chartreuse

CMYK 31 / 5 / 100 / 0
RGB 188 / 205 / 48
HEX #bccd30



Emergency Red

Background

CMYK 3 / 99 / 98 / 0
RGB 231 / 30 / 37
HEX #e71e25

Emergency Orange

CMYK 3 / 63 / 91 / 0
RGB 238 / 124 / 50
HEX #ee7c32

Emergency Yellow

CMYK 2 / 9 / 100 / 0
RGB 255 / 221 / 0
HEX #ffdd00



Planning Ochre

Background

CMYK 7 / 18 / 100 / 0
RGB 241 / 201 / 0
HEX #f1c900

Dark Ochre

CMYK 38 / 39 / 100 / 10
RGB 157 / 133 / 0
HEX #9d8500

Light Ochre

CMYK 1 / 9 / 60 / 0
RGB 255 / 226 / 129
HEX #ffe281



Project Turquoise

Background

CMYK 75 / 14 / 8 / 0
RGB 0 / 168 / 211
HEX #00a8d3

Dark Turquoise

CMYK 86 / 86 / 48 / 30
RGB 0 / 89 / 155
HEX #00599b

Light Turquoise

CMYK 50 / 2 / 7 / 0
RGB 115 / 203 / 229
HEX #73cbe5



Public Works Teal

Background

CMYK 78 / 10 / 36 / 0
RGB 0 / 169 / 172
HEX #00a9ac

Dark Teal

CMYK 92 / 48 / 58 / 32
RGB 0 / 169 / 172
HEX #005556

Light Teal

CMYK 55 / 0 / 28 / 0
RGB 108 / 199 / 194
HEX #6cc7c2

9. INTERFACE ELEMENTS

Interface elements are based on Bootstrap components that are styled to match the MSB website look and feel. Interface elements include:

- **Related Content Components:**

- » **Panels**

Panels include a panel header followed by a list of related content and related links within a box outline. Panels may appear in the sidebar or within the content area and may or may not contain links.

- » **Wells**

Wells are used for related documents or other information that needs highlighting. Wells may appear in the sidebar or within the content area and may or may not contain a header or links.

- » **Side Nav**

The sidebar navigation is a way for users to jump down a long page to a specific section of an article. The navigation scrolls down the page.

- **Alerts**

- **Form Controls**

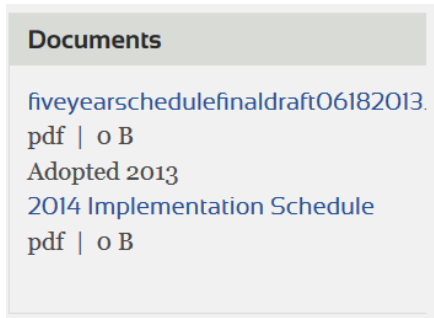
- » **Search**

- » **Filter**

- » **Page Navigation**

RELATED CONTENT COMPONENTS

PANELS



Panel Headers

font-family: sansationbold
font-size: 22px
color: #2a2a2a
background-color: #d9dbd6

Panel P

font-family: droid_serif
font-size: 20px
color: #2a2a2a
background-color: #f1f1f1
border-color: #d9dbd6

Panel Link

font-family: sansationregular
(unless part of body copy as is the case in the contact panel, then it is droid serif)
font-size: 20px
color: #2b5fb3

Hover

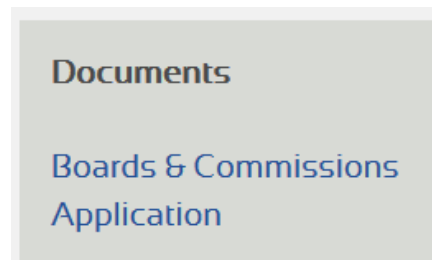
color: #23527c
text-decoration: underline



Please note that all contacts should appear in a panel and be formatted as displayed above with the contact name in **Bold** followed by title, followed by Phone and Email.

The **Contact Panel** may appear in the content area where appropriate, or in the sidebar.

WELLS



Well Headers

font-family: sansationbold
font-size: 22px
color: #2a2a2a
background-color: #d9dbd6

Well P

font-family: sansationregular
font-size: 20px
color: #2a2a2a
background-color: #d9dbd6

Well Link

font-family: sansationregular
font-size: 20px
color: #2b5fb3

Hover

color: #23527c
text-decoration: underline

SIDE NAV



Side Nav Header H4 Link

font-family: sansationbold
font-size: 28px
color: #2b5fb3
text-decoration: underline

Side Nav Links

font-family: sansationregular
font-size: 20px
color: #2b5fb3

Hover

color: #23527c
text-decoration: underline

ALERTS

There are five types of alert messages available. Not all alert message types are currently used. Following is the usage and color specifications for all five types.

- **No Result** (gray) messages appear when filtering and searching
- **Success** (green) alert message for successful submission (not currently used)
- **Info** (blue) messages to bring attention to content, a link, or button to an external site
- **Warning** (yellow) alert messages for less critical messages (not currently used)
- **Danger** (red) alert message for more critical messages (not currently used)

There are currently no Public Notices of this type.

CMYK 14 / 9 / 13 / 0
RGB 217 / 219 / 214
HEX #d9dbd6

Success alert message

CMYK 78 / 1 / 99 / 0
RGB 41 / 178 / 75
HEX #29b24b

Info alert message

CMYK 78 / 32 / 22 / 1
RGB 51 / 141 / 174
HEX #338dae

Warning alert message

CMYK 7 / 18 / 100 / 0
RGB 240 / 201 / 23
HEX #f0c917

Danger alert message

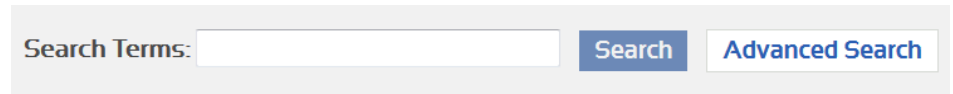
CMYK 22 / 93 / 76 / 13
RGB 174 / 49 / 60
HEX #ae313b

FORM CONTROLS

SEARCH

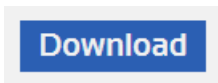


Search field in main navigation header bar.



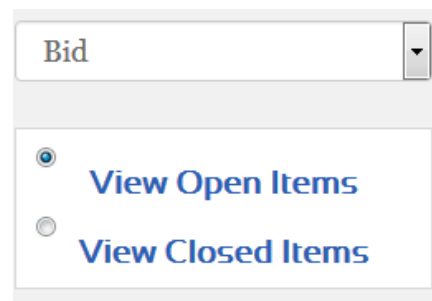
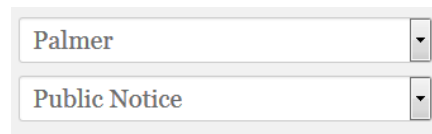
Search Terms field and Advanced Search button on search page.

BUTTONS



Buttons are used for downloading files or navigating to other content.

FILTERS



Drop-down fields are used for filtering content. They may or may not appear with a radio button selection option.

PAGINATION



Page navigation is used for paging through long lists.

10. GRAPHICS

This section discusses the use of the MSB Seal, MSB Icons, and use of other graphics. The MSB Seal remains unchanged, and new MSB icons were developed for departments, trails, and election information.

MSB SEAL

In general, the Borough seal should appear by itself and not with other seals or logos.

However, when the Borough is in a cooperative venture with one or more organizations, it may be appropriate to place the logos of these other organizations together.

In order to achieve maximum recognition and fidelity of the seal or other logo, the Web Team suggests following these guidelines carefully.

ACCEPTABLE USE




Full Color



Black and White

UNACCEPTABLE USE



Create a Pattern



Transform



Rotate



Apply Special Effects

MSB ICONS

Stylized icons were designed to help users quickly identify departments and certain services. Examples of those icons are shown below. All future icons should follow the same style and colors. Please see the Color Palette section for all acceptable colors keeping in mind that colors coordinate to departments in most instances.

DEPARTMENT ICONS

These icons were designed to represent each department and division at the Borough. Learn more in the Color Palette section of this style guide.



ELECTION ICONS

These icons were designed for the Election Content Type and make it easy to find information.



TRAIL AND PARK ICONS

These icons were designed to represent trail and park activities, amenities, and seasons at a glance.

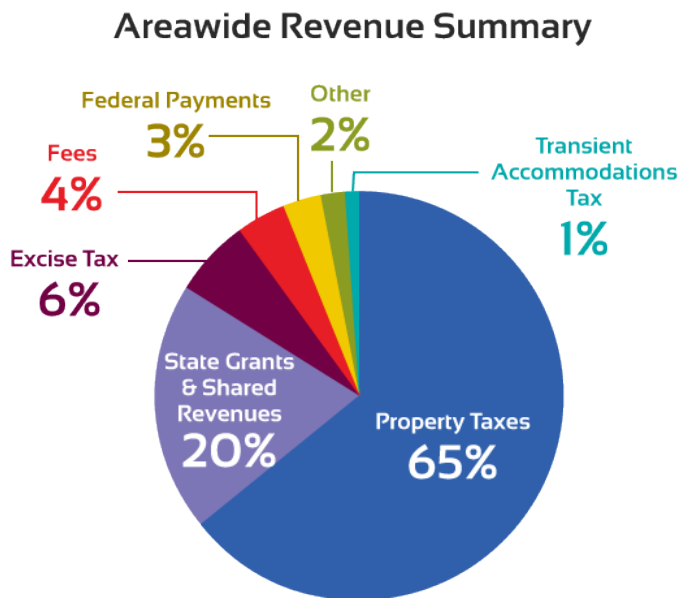


OTHER GRAPHICS

Use of other graphics should be discussed with the Web Team.

Acceptable and unacceptable use of other imagery within the content area is shown below.

Please be aware as you create your page, how the layout will look on mobile devices and make sure that graphics scale appropriately.



Acceptable

Graphs and graphics should use a flat design and use the same color palette as the website. Graphs or graphics should also fall within the column grid structure and not have body copy wrapping around it.

Unacceptable

This is an example of a graphic that does not follow the new look and feel. It also does not fall within the column grid system and body copy wraps around it which should be avoided.

Building Permit Process

Submit completed plan review application form and construction documents (see above) to the Administrative Secretary of the Fire Code Office.

1. Fire system plan reviews (fire alarm, fire suppression, hood suppressions, and fuel systems) will be submitted using the Plan Review Application above.
2. A plan review fee will be calculated by the Administrative Secretary.
3. The plans are reviewed by a Fire Code Official after receipt of the fee.
4. The review is usually completed within a two-week time frame, however, additional information may be required.



11. PHOTOS AND VIDEOS

Photos and video from the Public Relations Department are an excellent way to add interest to content that requires additional emphasis.

Please contact Patty Sullivan in the Public Relations Department for appropriate photos and videos for your use.

PHOTOS

PHOTO FORMATS AND SIZES

Background

Photos:

1920 px wide x 711 px high



Content Photos:


Photos may occupy 1-column, 2-columns, 3-columns, or 4-columns

As with graphics, body copy wrapping around a photo should be avoided.



Enjoying all that the Mat-Su has to offer

High-end niche tour companies are now drawn to the lodge. Beginning this summer, one of the top tour



Ice slabs fall off the face of a glacier



Breathtaking Fall landscapes

VIDEOS

Videos should link to their YouTube location on the MSB YouTube channel and should occupy at least 4-columns. Videos should include the responsive class to assure that they scale on devices:

```
<iframe src="https://www.youtube.com/embed/nameofyourtubevideo" class="embed-responsive-item"></iframe>
```



The 50-foot wide ship would roll if it were not

The weight of the giant spool is dispersed in what looks like a kid's mobile of the planets, except the strings and