

25 of 25 precincts reporting.

TOTAL	PRECINCTS	BIG LAKE	PIONEER PEAK	BUTTE	FAIRVIEW	FISHHOOK	GREATER PALMER	BOGARD	GREATER WASILLA	HOUSTON	KNIK-GOOSEBAY	FARM LOOP	LAZY MT.	LAKES	MEADOW LAKES	PALMER CITY	SCHROCK	SHEEP MT.	SUSITNA	SUTTON	TALKEETNA	TRAPPER CREEK	WASILLA FISHHOOK	WASILLA I	WASILLA II	WILLOW	TOTAL	Early Ballots Counted	Absent/PR Ballots Counted	Questioned	TOTAL	
19.3%	VOTER TURNOUT	21.6%	15.9%	25.3%	19.3%	27.1%	26.5%	16.6%	13.4%	21.3%	14.2%	23.0%	36.9%	18.2%	15.2%	22.2%	15.4%	17.0%	16.1%	23.4%	22.3%	11.3%	21.7%	15.8%	14.1%	18.0%	19.3%				21.3%	
42637	REGISTERED VOTERS	1678	2442	1745	1619	840	3079	1003	1465	836	3088	1180	1505	3133	2988	3049	3680	318	774	769	799	661	575	2136	2013	1262	42637				42637	
8210	POLL VOTERS	363	388	441	312	228	816	166	197	178	440	271	556	569	455	678	567	54	125	180	178	75	125	337	284	227	8210	374	207	300	9091	
ASSEMBLY DISTRICT NO. 1																																
687	BUSH, John B. "Bruce"			212								123	257					17			52						661	4	17	5	687	
590	KLUNDER, Ken			146								95	232					19			68						560	13	16	1	590	
157	SECOY, David P. "Red"			58								28	33					5			26						150	1	3	3	157	
14	Write-In			4								2	6					1			1						14	0	0	0	14	
ASSEMBLY DISTRICT NO. 2																																
773	JANSEN, Sara						371									337											708	32	27	6	773	
765	SORENSEN, Kevin						416									315											731	15	16	3	765	
10	Write-In						5									3											8	1	1	0	10	
SCHOOL BOARD SEAT C																																
7141	MENARD, Linda K.	293	318	328	265	177	639	150	160	144	351	205	417	471	298	550	473	43	103	125	124	53	81	275	219	175	6437	315	160	229	7141	
340	Write-In	10	10	11	10	6	27	6	6	7	20	11	24	16	26	14	28	2	3	6	4	5	16	11	16	13	308	13	6	13	340	
SCHOOL BOARD SEAT F																																
3955	DEVILBISS, Larry	135	163	240	109	122	400	66	82	66	172	155	341	249	138	294	227	29	46	87	40	27	63	141	125	92	3609	162	81	103	3955	
3646	FAIRFIELD, John	141	161	155	152	80	316	80	86	76	194	85	171	234	161	283	244	15	57	64	88	28	43	147	108	83	3252	175	90	129	3646	
162	Write-In	12	6	4	5	5	12	3	4	6	10	3	7	7	13	3	8	2	3	0	3	5	4	4	7	7	143	3	1	15	162	
SCHOOL BOARD SEAT G																																
6719	CONTINI, Daniel M. "Dan"	259	287	313	249	177	626	136	139	136	336	205	408	433	282	525	416	41	96	126	109	47	83	264	207	162	6062	298	146	213	6719	
342	Write-In	16	19	17	12	6	22	4	7	7	18	10	22	17	16	21	27	1	5	6	4	6	13	8	14	12	310	15	3	14	342	
PROPOSITION NO. 1 (Areawide)																																
TWO PERCENT AREAWIDE SALES TAX (BOROUGHWIDE, INCLUDING CITIES)																																
2439	YES	69	120	114	82	59	259	50	36	30	125	70	158	191	83	169	137	9	31	50	61	18	39	75	43	44	2122	141	87	89	2439	
6532	NO	290	267	323	230	169	551	115	161	145	313	200	392	376	310	499	430	45	94	125	113	57	86	262	240	183	5976	229	118	209	6532	

The spreadsheet stating "Official Results" cannot be located, this copy is to be considered the official copy and the results match those certified by the Assembly.

**MATANUSKA-SUSITNA BOROUGH
ASSEMBLY CERTIFICATE OF ELECTION**

**REGULAR ELECTION
OCTOBER 2, 2001**

The results of the Matanuska-Susitna Borough Regular Election of October 2, 2001, are as follows:

ASSEMBLY DISTRICT NO. 1	POLL	ABSENTEE	QUESTION	EARLY	TOTAL
BUSH, John B.	661	17	5	4	687
KLUNDER, Ken	560	16	1	13	590
SECOY, David P.	150	3	3	1	157
Write-in Votes	14	0	0	0	14

ASSEMBLY DISTRICT NO. 2	POLL	ABSENTEE	QUESTION	EARLY	TOTAL
JANSEN, Sara.	708	27	6	32	773
SORENSEN, Kevin L.	731	16	3	15	765
Write-in Votes	8	1	0	1	10

BOROUGH SCHOOL BOARD - SEAT C	POLL	ABSENTEE	QUESTION	EARLY	TOTAL
MENARD, Linda K.	6437	160	229	315	7141
Write-in Votes	308	6	13	13	340

BOROUGH SCHOOL BOARD - SEAT F	POLL	ABSENTEE	QUESTION	EARLY	TOTAL
DEVILBISS, Larry	3609	81	103	162	3955
FAIRFIELD, John	3252	90	129	175	3646
Write-in Votes	143	1	15	3	162

BOROUGH SCHOOL BOARD - SEAT G	POLL	ABSENTEE	QUESTION	EARLY	TOTAL
CONTINI, Daniel M. "Dan"	6062	146	213	298	6719
Write-in Votes	310	3	14	15	342

PROPOSITION NO. 1 - Shall the Matanuska-Susitna Borough levy a sales tax not exceeding two percent on sales, services, and rentals within the borough.

	POLL	ABSENTEE	QUESTION	EARLY	TOTAL
YES	2122	87	89	141	2439
NO	5976	118	209	229	6532

TOTAL POLL VOTERS:	8211
TOTAL ABSENTEE BALLOTS COUNTED:	203
TOTAL QUESTIONED BALLOTS COUNTED:	300
TOTAL PERSONAL REPRESENTATIVE BALLOTS COUNTED:	4
TOTAL EARLY BALLOTS COUNTED:	374
TOTAL VOTERS: Cast 9177; Counted 9092	

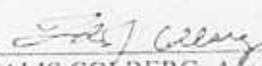
We, the Matanuska-Susitna Borough Assembly, jointly certify that the information listed herein is a true and accurate statement of the votes cast in the regular borough election of October 2, 2001, and hereby declare said election to be held valid to the best of our knowledge and belief.

Dated this 9th day of October, 2001.



TIMOTHY L. ANDERSON, Borough Mayor


LARRY DEVILBISS, Assemblymember



SARA JANSEN, Assemblymember


TALIS COLBERG, Assemblymember


DAN KELLY, Assemblymember


JODY SIMPSON, Assemblymember


JIM SOLVER, Assemblymember


KELLY LANKFORD LADERE,
Assemblymember

ATTEST:


SANDRA A. DILLON, Borough Clerk